

Institutional Effectiveness Indicators 2021/22

NORTH ORANGE CONTINUING EDUCATION

The purpose of the NOCE Institutional Effectiveness Report (IER) is to provide metrics and data trends for decision-making processes related to strategic planning, resource allocation, and institutional prioritization.



53,252
TOTAL ENROLLMENTS

24%
MALES



15,777
UNDUPLICATED
HEADCOUNT



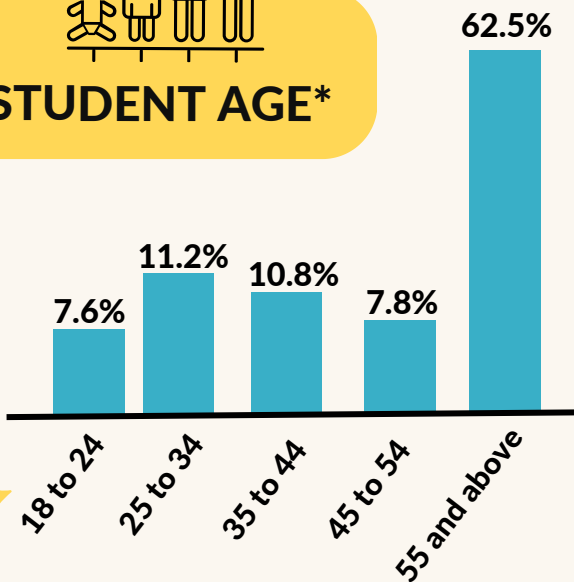
68%
FEMALES

Enrollments & Demographics

NOCE PROGRAMS

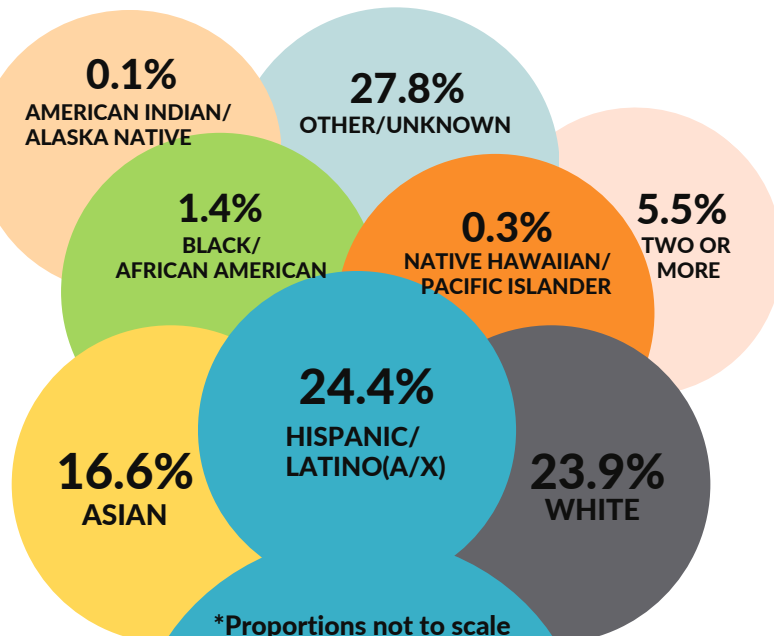
- Basic Skills Learning Center, College Prep, GED/HiSET Preparation, and High School Diploma (BSP)
- Career Technical Education (CTE)
- Disability Support Services (DSS)
- English as a Second Language (ESL)
- Lifeskills Education Advancement Program (LEAP)

STUDENT AGE*



Age categories 0-17 and Unknown are excluded due to total population being less than 0.1%

RACE/ETHNICITY*



*Proportions not to scale

HIGHEST LEVEL OF EDUCATION



10.9%
Less than High School

7.9%
Foreign Secondary School Diploma/Certificate (HS or University)

17.3%
High School Diploma or GED

47.9%
Unknown/Unreported

16%
Associate Degree or Higher

STUDENT EDUCATIONAL GOALS



3.3%
Degree/Certificate Seeking

3.7%
Skills Building

4.1%
Diploma Seeking

4.5%
Transfer Seeking

5.5%
Career Exploration

11.4%
Basic Skills

13.0%
Educational Enrichment

54.3%
Unknown/Undecided

View the interactive data dashboards:
noce.edu/tableau-dashboards

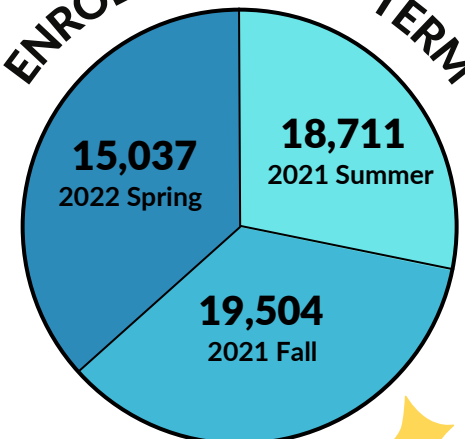


Created by the Office of Institutional Research and Planning

ENROLLMENTS BY PROGRAM

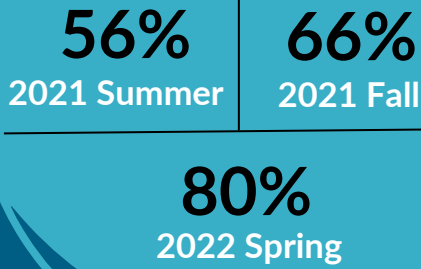
	2021 Summer	2021 Fall	2022 Spring
BSP	686	793	580
CTE	771	2,486	2,407
DSS	320	768	765
ESL	2,048	3,478	2,424
LEAP	14,886	11,979	8,861

ENROLLMENTS BY TERM

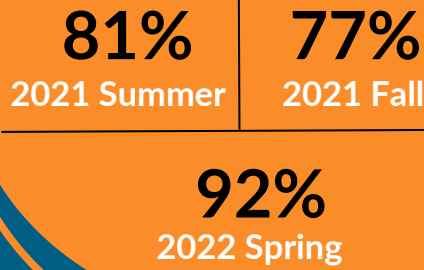


LEARNING PROGRESS

Course Success



Course Retention



MOMENTUM

Transition within NOCE

2%
of DSS and ESL students enrolled in 2020/21 transitioned into Adult Secondary Education (ASE) within two years

5%
of BSP, DSS, and ESL students enrolled in 2020/21 transitioned into CTE within two years

Term-to-Term Retention



48%

of students retained from 2021 Fall to 2022 Spring



Graduates/Program Completers



964

total certificates and diplomas awarded

STUDENT SUCCESS

Noncredit-to-Credit Transition

3%

of students in the 2020 Fall Term cohort (CTE, ESL BSP, and DSS) transitioned to credit within two years

By Program

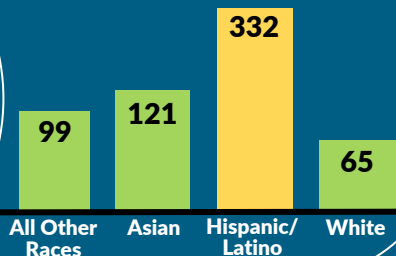
BSP
186

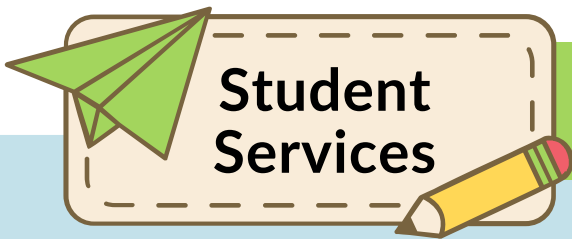
CTE
253

ESL
272

DSS
253

By Race/Ethnicity





Student Services

This IER indicator helps identify the attrition rate for students who access services but do not enroll at NOCE.

Orientation

33%

of students who completed an orientation enrolled in NOCE classes

Educational Plan

51%

of students who completed an educational plan enrolled in NOCE classes

Assessment

26%

of students who completed an assessment enrolled in NOCE classes

"I personally would like to see NOCE continue offering a variety of online courses."



"The staff is very amiable and helpful, it was easy to register and they helped with any questions and doubts."

Student Voices from 2021/22 NOCE Surveys

The Office of Research and Planning facilitated various student surveys throughout the 2021/22 academic year. Provided are student voices received through the surveys.



"There's certain classes that do not translate well to an online format..."

"I feel very happy and got three jobs since enter NOCE; we learn the skills necessary for your career..."

"An ID with a picture on it [would help NOCE better serve its students]..."

"Thanks for allowing me to be able to give advice and a honest opinion about school related issues..."