

# Institutional Effectiveness Indicators 2021/22

## NORTH ORANGE CONTINUING EDUCATION

The purpose of the NOCE Institutional Effectiveness Report (IER) is to provide metrics and data trends for decision-making processes related to strategic planning, resource allocation, and institutional prioritization.



**53,252**  
TOTAL ENROLLMENTS

**24%**  
MALES



**15,777**  
UNDUPLICATED  
HEADCOUNT

**68%**  
FEMALES

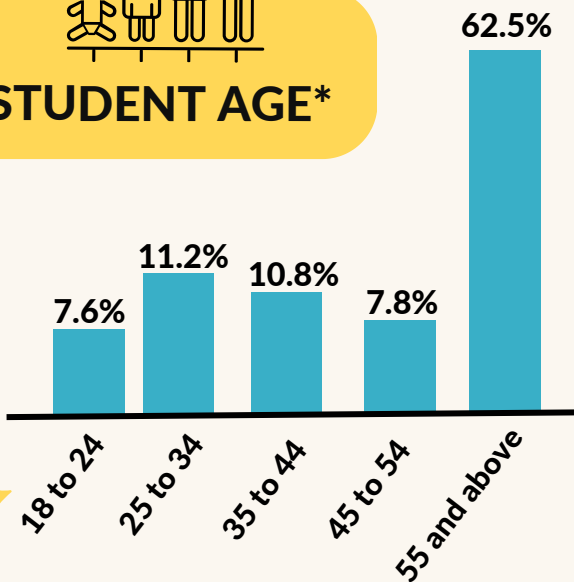


### Enrollments & Demographics

## NOCE PROGRAMS

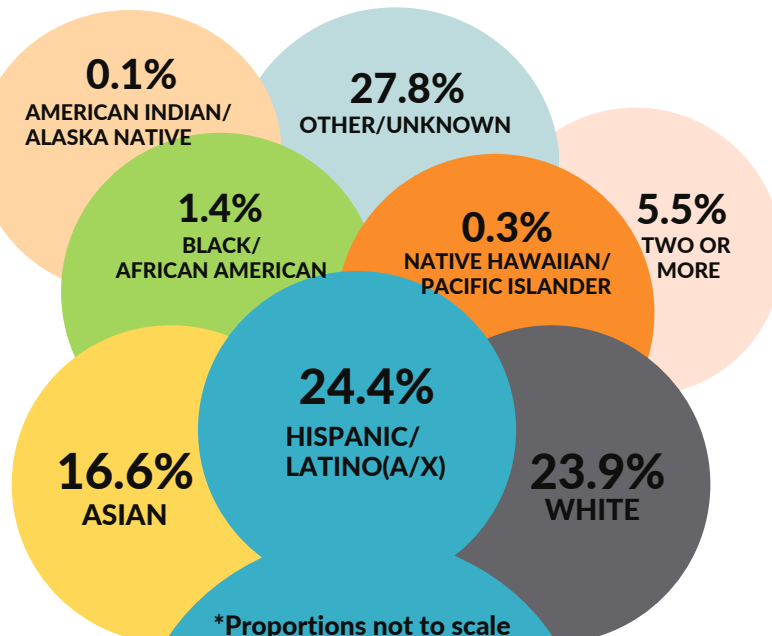
- Basic Skills Learning Center, College Prep, GED/HiSET Preparation, and High School Diploma (BSP)
- Career Technical Education (CTE)
- Disability Support Services (DSS)
- English as a Second Language (ESL)
- Lifeskills Education Advancement Program (LEAP)

### STUDENT AGE\*



Age categories 0-17 and Unknown are excluded due to total population being less than 0.1%

### RACE/ETHNICITY\*



\*Proportions not to scale

# HIGHEST LEVEL OF EDUCATION



**10.9%**  
Less than High School

**7.9%**  
Foreign Secondary School Diploma/Certificate (HS or University)

**17.3%**  
High School Diploma or GED

**47.9%**  
Unknown/Unreported

**16%**  
Associate Degree or Higher

# STUDENT EDUCATIONAL GOALS



**3.3%**  
Degree/Certificate Seeking

**3.7%**  
Skills Building

**4.1%**  
Diploma Seeking

**4.5%**  
Transfer Seeking

**5.5%**  
Career Exploration

**11.4%**  
Basic Skills

**13.0%**  
Educational Enrichment

**54.3%**  
Unknown/Undecided

View the interactive data dashboards:  
[noce.edu/tableau-dashboards](https://noce.edu/tableau-dashboards)

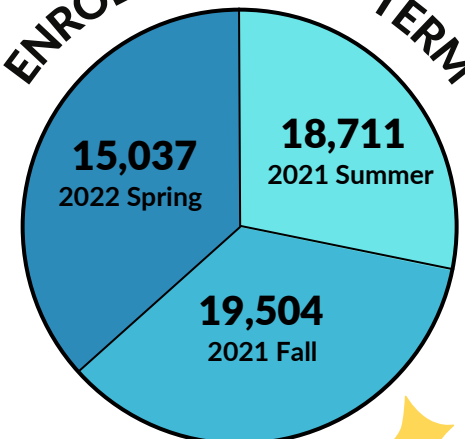


Created by the Office of Institutional Research and Planning

## ENROLLMENTS BY PROGRAM

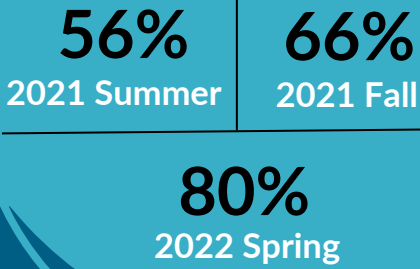
	2021 Summer	2021 Fall	2022 Spring
BSP	686	793	580
CTE	771	2,486	2,407
DSS	320	768	765
ESL	2,048	3,478	2,424
LEAP	14,886	11,979	8,861

## ENROLLMENTS BY TERM

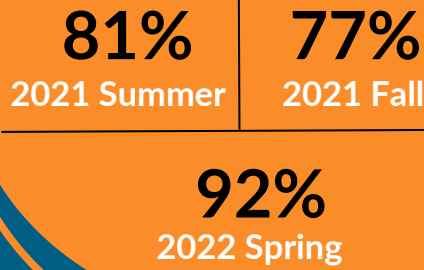


# LEARNING PROGRESS

## Course Success

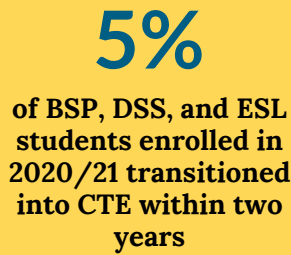
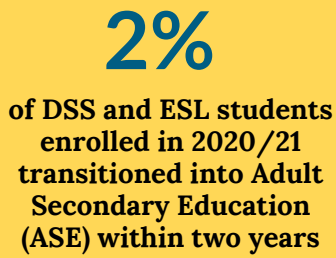


## Course Retention



# MOMENTUM

## Transition within NOCE



## Term-to-Term Retention



**48%**

of students retained from 2021 Fall to 2022 Spring



## Graduates/Program Completers



**964**

total certificates and diplomas awarded

# STUDENT SUCCESS

## Noncredit-to-Credit Transition

**3%**

of students in the 2020 Fall Term cohort (CTE, ESL BSP, and DSS) transitioned to credit within two years

### By Program

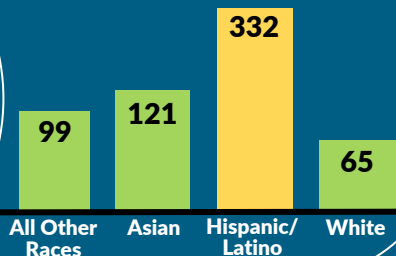
BSP  
186

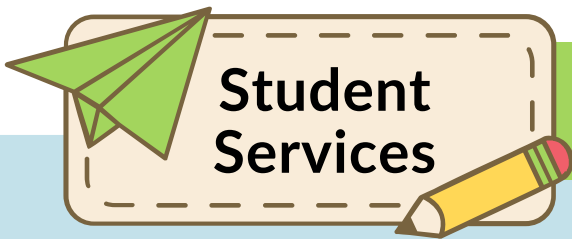
CTE  
253

ESL  
272

DSS  
253

### By Race/Ethnicity





# Student Services

This IER indicator helps identify the attrition rate for students who access services but do not enroll at NOCE.

## Orientation

33%

of students who completed an orientation enrolled in NOCE classes

## Educational Plan

51%

of students who completed an educational plan enrolled in NOCE classes

## Assessment

26%

of students who completed an assessment enrolled in NOCE classes

"I personally would like to see NOCE continue offering a variety of online courses."



"The staff is very amiable and helpful, it was easy to register and they helped with any questions and doubts."

## Student Voices from 2021/22 NOCE Surveys

The Office of Research and Planning facilitated various student surveys throughout the 2021/22 academic year. Provided are student voices received through the surveys.



"There's certain classes that do not translate well to an online format..."

"I feel very happy and got three jobs since enter NOCE; we learn the skills necessary for your career..."

"An ID with a picture on it [would help NOCE better serve its students]..."

"Thanks for allowing me to be able to give advice and a honest opinion about school related issues..."