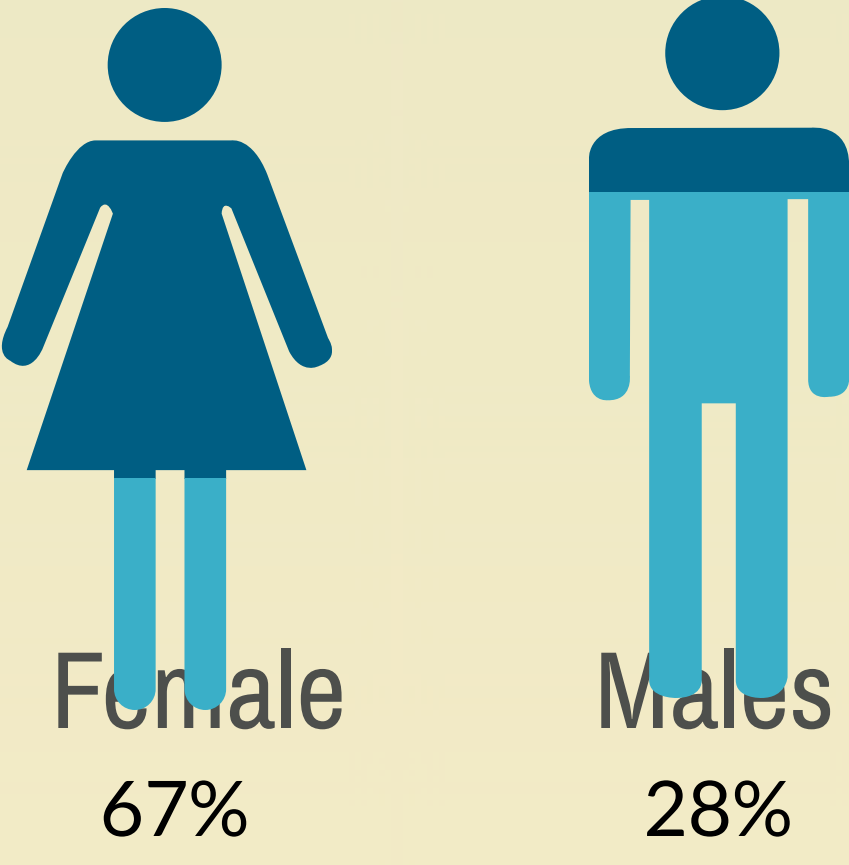


Total Respondents = 590



Gender



Female

67%

Males

28%

Race and Ethnicity



Hispanic/Latnix

56%

Asian

30%

White

7%

Other/Unknown

4%

Two or More

2%

Age Groups



18-24

11%

25-34

18%

35-44

22%

45-54

29%

55+

21%

Top 3 Education Goals




1. Improve English

2. Career Exploration

3. Educational Enrichment



Work Experience in the Field of Study



7%

15%

9%

18%

39%

Worked less than 1 year

Between 1 and 5 years

Between 5 and 10 years

10+ years

Not worked in their field

Highest Level of Education Completed



24%

25%

24%

25%

Less than High School Diploma


High School Diploma or GED

Some College, Associate's Degree, or Other Vocational Education

Bachelor's Degree or Higher


Field of Study in Which Highest Level of Education Completed (N=302)*





19%

Business



11%

Education



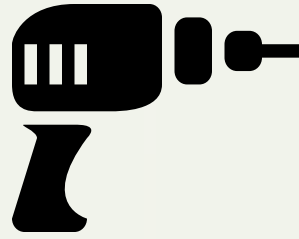
11%

Arts, Humanities,
Communications
and Design



9%

Health
Sciences



3%

Industry/Manufacturing
and Construction



17%

Science, Technology,
Engineering, and
Mathematics



12%

Social and Behavioral
Sciences and Human
Service

Note: 19% did
not specify
their field of
study.

* Field of study data is only
included for students who
indicated their educational
level as some college or higher.

What do students want to get out of ESL? **



** Totals exceed 100% since students could select multiple options.

59%

Find a Job

14%

Finish School

13%


Communicate
Better in
English

21%

Did Not
Respond

Students' Desired Career Field (N=348)***





18%

Business



8%

Education



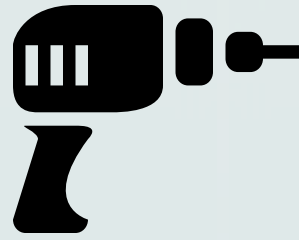
7%

Arts, Humanities,
Communications
and Design



15%

Health
Sciences



8%

Industry/Manufacturing
and Construction



9%

Science, Technology,
Engineering, and
Mathematics



7%

Social and Behavioral
Sciences and Human
Service

***Desired Career
Field includes only
students who want
to find a job.
Note: 28% did not
specify a career
interest area.