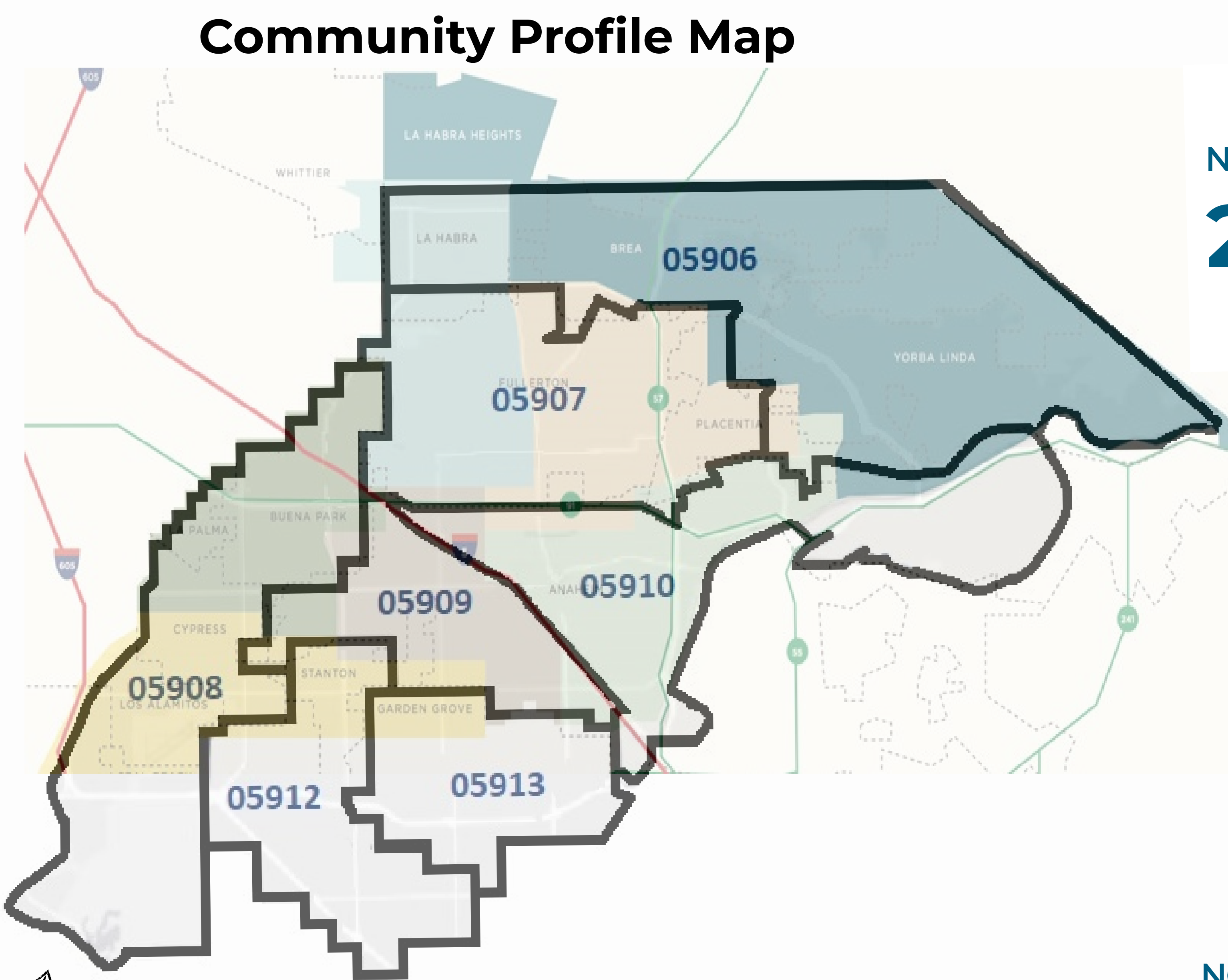




COMMUNITY PROFILE



The community profile is based on the U.S. Census Bureau's 2017 American Community Survey (ACS) 1- Year Public Use Microdata Samples (PUMS) estimates.

- Seven micro-regions encompassing 13 cities within the NOCCCD district boundaries were included:
- 05906 - Yorba Linda, La Habra, & Brea Cities
 - 05907 - Fullerton & Placentia
 - 05908 - Buena Park, Cypress & Seal Beach (including La Palma and Los Alamitos)
 - 05909 - Anaheim City (West)
 - 05910 - Anaheim City (East)
 - 05912 - Westminster*, Stanton & Garden Grove (West)
 - 05913 - Garden Grove City (East)




Employment

NOCE 15/16 Data:

23%

Proportion of program exiters in the selected cohort year that were employed two fiscal quarters after exiting adult school. Statewide employment is 35%.



Earnings

NOCE 15/16 Data:

\$25,860

Median annual earnings of exiting participants one year after exiting adult school. Statewide the median is \$20,420.

Population (18+)

NOCE 17/18 Data:

27,807

Community Data:

981,279

29%	Males	49%
65%	Females	51%



Highest Level of Education

NOCE 17/18 Data:

17%

Less than High School

17%

18%


High School Diploma or HSE

22%

13%

Associate's or above

38%



Race and Ethnicity

NOCE 17/18 Data:

36%

Hispanic or Latinx

34%

24%

White

32%

19%

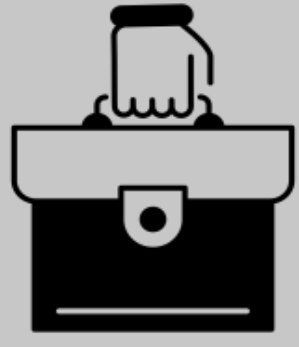
Asian

27%

COMMUNITY DATA & CAEP STRATEGIES

CTE/Combined

Community Data:



3% Unemployment rate in the community (n=29,091)

NOCE 17/18 Data:

3,275


NOCE students served by CTE

451

CTE certificates awarded

DSS

Community Data:



11% Community residents who reported having a disability (n=112,183)

NOCE 17/18 Data:

1,383

Students with disability served at NOCE

ESL

Community Data:

15%

Community residents who reported speaking English less than "well" (n=148,907)



54%

Community residents who speak language other than English at home (n=525,802)

NOCE 17/18 Data:

8,341

NOCE students served by ESL

Basic Skills/HSDP

Community Data:



17%

Community residents who reported having less than a HS diploma (n=166,290)

NOCE 17/18 Data:

4,273

NOCE students served by HSDP

266


HS Diplomas awarded

SASS

Community Data:

5%

Children ages 0-4 in the community (n=67,558)



15%

School-aged children in the community (ages 5-17) (n=191,094)

NOCE 17/18 Data:

192

NOCE students served by SASS



Some Notes About the Data

- The community profile is based on only the adult sample (18 years and older) within the community.
- The PUMS micro-regions created by the Census Bureau do not match one-to-one with NOCCCD district boundaries. The community profile is a close approximation of the community NOCCRC serves.
- Not all data related to CAEP strategies' outcomes is reflected through NOCE data since not everything is captured within NOCE's student information system.

CAEP Outcome Goals


The data gathered from students served by NOCRC will assist the California Community Colleges Chancellor's Office, administrators, and program staff in tracking participants' progress in attaining the following outcome goals:



Adults Served

Adults served by members of the consortium will be disaggregated into three categories:

- Service only students.
- Students receiving 1-11 instructional contact hours in any of the seven program areas.
- Participants who received 12 or more instruction contact hours over a single program year in any of the seven program areas.



Progress

Adults served by members of the consortium who have demonstrated the following measure of progress:

- Improve literacy and basic skills: includes completion of a course in ABE, ASE, or ESL for levels below transfer or CDCP certificate in basic skills or ESL.
- Transition to a new program: From ABE to ASE or from ESL to ASE or from ABE/ESL/ASE to CTE.



Completion

Adults served by members of the consortium who have demonstrated the following measure of completion:

- Completion of high school diplomas or recognized equivalents.
- Completion of postsecondary certificates, degrees, or training programs: CDCP CTE certificates (48+ hrs), locally approved certificates eligible for inclusion on the Eligible Training Provider List (ETPL), any credit college award, certificate, degree that is not developmental.



Placement into Jobs

Adults served by members of the consortium who have demonstrated the following measure:

- Employment after two or four quarters post exit.



Improved Wages

Adults served by members of the consortium who have demonstrated the following measure:

- Wage gain four quarters after exit.
- Median wage attainment two quarters after exit.
- Attainment of a living wage.



Transition to Postsecondary

Adults served by members of the consortium who have demonstrated the following measure of completion:

- Transition to noncredit or credit CTE program.
- Transition to credit courses that are not developmental.

MIS Report

The California Community Colleges Chancellor's Office Management Information System (MIS) unit collects data from all of the California community colleges and districts.

What to know...

1 Collecting

The data gathered to submit to the Chancellor's Office includes:

- Course catalog information
- Student general information
- Student enrollments
- Student financial aid status
- Student services rendered
- Student special populations indicators

2 Submitting

Each California community college and college district is required to collect and submit this data to the Chancellor's Office at regular intervals, usually on a termly basis.

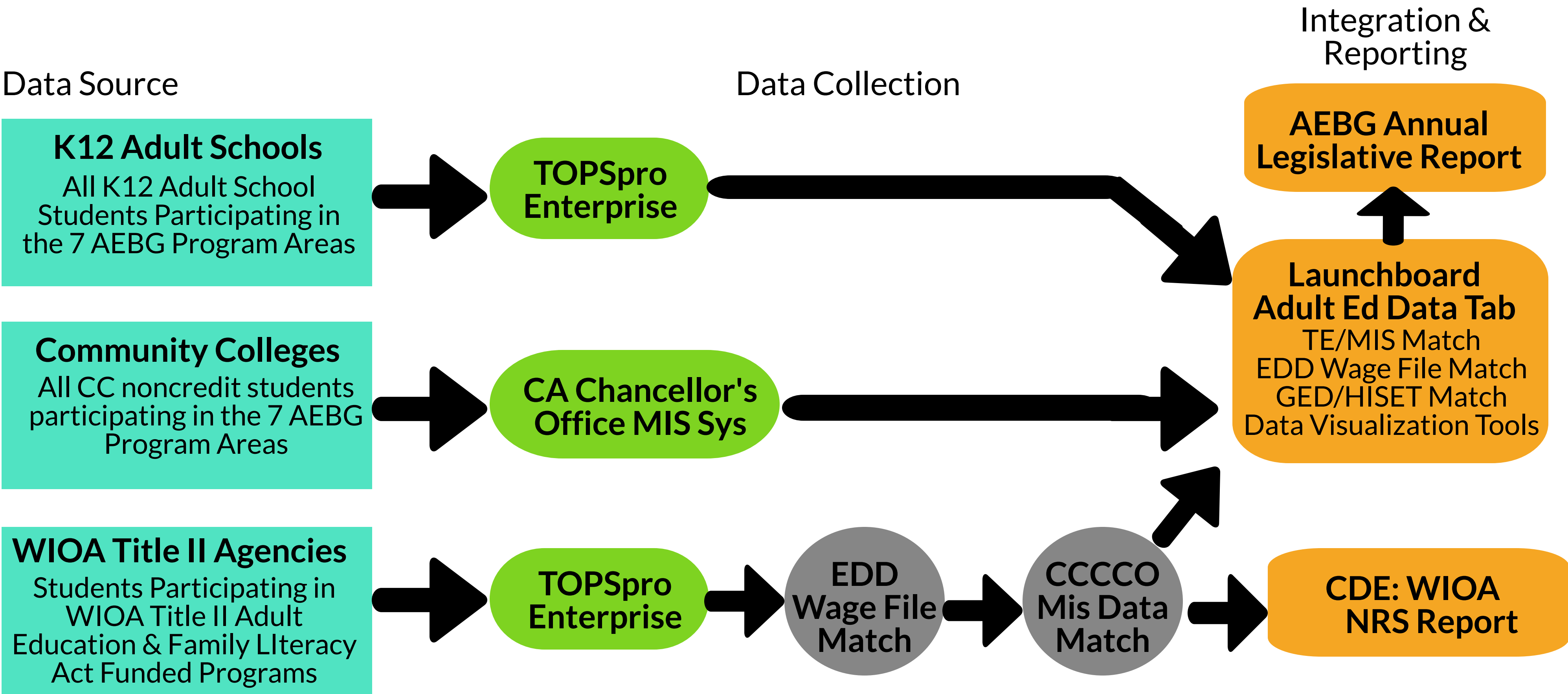
3 Tools

State data tools such as the Student Success Metrics dashboard, the Student Success Scorecard, Data Mart, Data on Demand, and the Cal-PASS Plus launchboard are based on MIS Data.

Important Message!

It is imperative that colleges collect complete and accurate information for their MIS submissions as these data elements play a role in the allocation of funding to colleges and districts.

California Adult Education Program Data and Reporting System Data Flow Beginning in 2018/2019



Next Steps for NOCRC

01

Build Internal Capacity through Data Trainings

- Develop a CAEP data collection manual for reference.
- Hold internal data trainings for NOCRC.
- Develop a platform to share lessons learned around data collection efforts and processes.

02

Assure Data Captured Aligns with CAEP Goals

- Develop collection tools that capture needed data.
- Ensure data collected is as complete as possible.
- Streamline NOCRC data collection processes.

03

Utilize Data to Inform Decision Making

- Confirm Chancellor's Office Tools (Launchboard & Student Success Metrics) reflect local data.
- Disseminate findings across consortium partners.

Produced by: Office of Institutional Research and Planning