


# How to complete Online Orientation

## Step 1:

Go to the NOCE website at [www.noce.edu](http://www.noce.edu)  
Click on **MyGateway** icon in the right hand corner  
OR go to [mg.nocccd.edu](http://mg.nocccd.edu)



**Step 2:** Log onto myGateway with your MyGateway ID (Banner/Student ID) and password

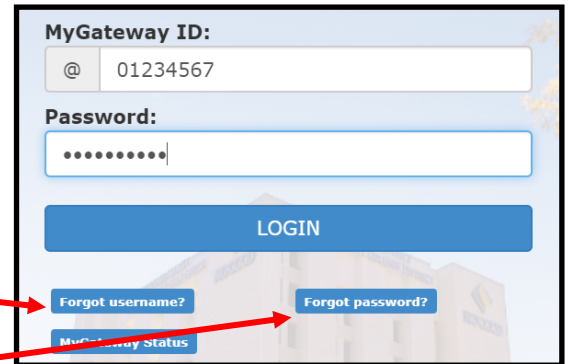
### GOT QUESTIONS?



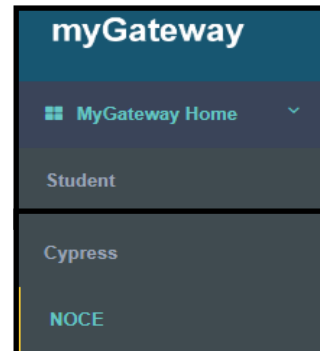
[starhelp@noce.edu](mailto:starhelp@noce.edu)  
714.808.4679

Don't know your myGateway ID? Click [Forgot username?](#)

Don't know your password? Click [Forgot password?](#)



**Step 3:** Click on the **NOCE** link in the left hand side of the MyGateway Home page



**Step 4:** Click on the appropriate orientation link

\*Career Technical Education & High School Diploma, click [NOCE General Orientation](#)

\*Pharmacy Technician, click [NOCE CTE Pharmacy Technician Program](#)

\*English as a Second Language, click [NOCE ESL Orientation](#)

#### HTML for Orientations

To complete the required NOCE Online Orientation, please click on the link for your desired program of study. If you do not yet have a program of study selected, you will want to use the NOCE General Orientation link.

For those with accessibility issues please open the desired orientation in Firefox and use Non Visual Desktop Access (NVDA) for a screen reader. If you need further assistance please email [atiab@sce.edu](mailto:atiab@sce.edu) or call 714.484.7000 ext. 48874.

- [NOCE General Orientation](#)
- [NOCE CTE Pharmacy Technician Program](#)
- [NOCE ESL Orientation](#)

## Step 5:

Read & complete Orientation until you receive a **CONGRATULATIONS!** message.

Please allow **24 hours** for the Orientation to process and then the system will allow you to register.

\*Online Orientation should only be completed once.

**CONGRATULATIONS!** You've completed the NOCE ESL Orientation.

#### What's next?

Please contact the ESL department to discuss your class level and course email [esl4all@noce.edu](mailto:esl4all@noce.edu).