



**EdVantage**

NOCCCD Professional Development

**Workshop Calendar Event Access Guide**

This guide will walk you through accessing the EdVantage Workshop Calendar, finding, and registering for events.

**CONTENTS**

Section 1: Logging Into EdVantage..... **2**

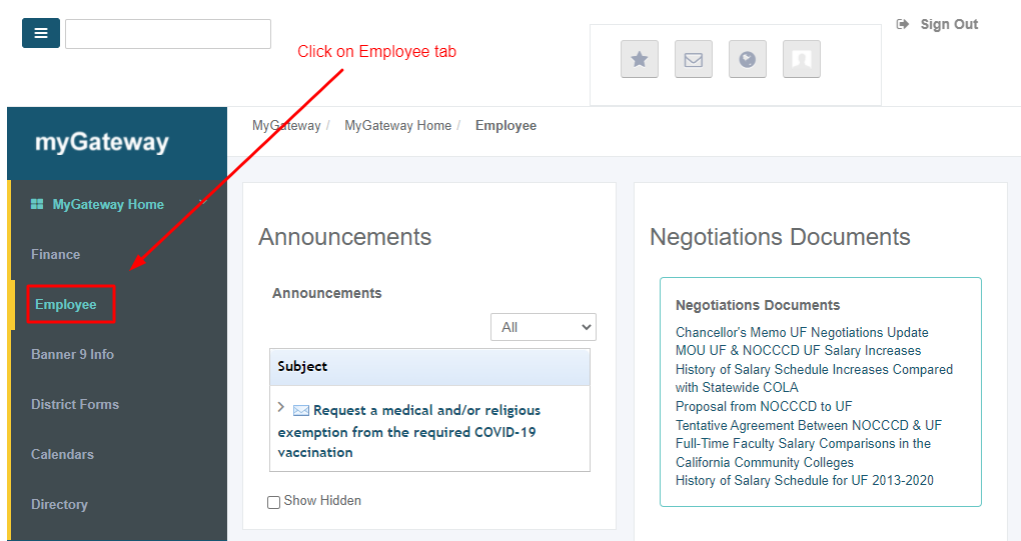
Section 2: Accessing the EdVantage Calendar..... **3**

Section 3: Registering for Events..... **4**

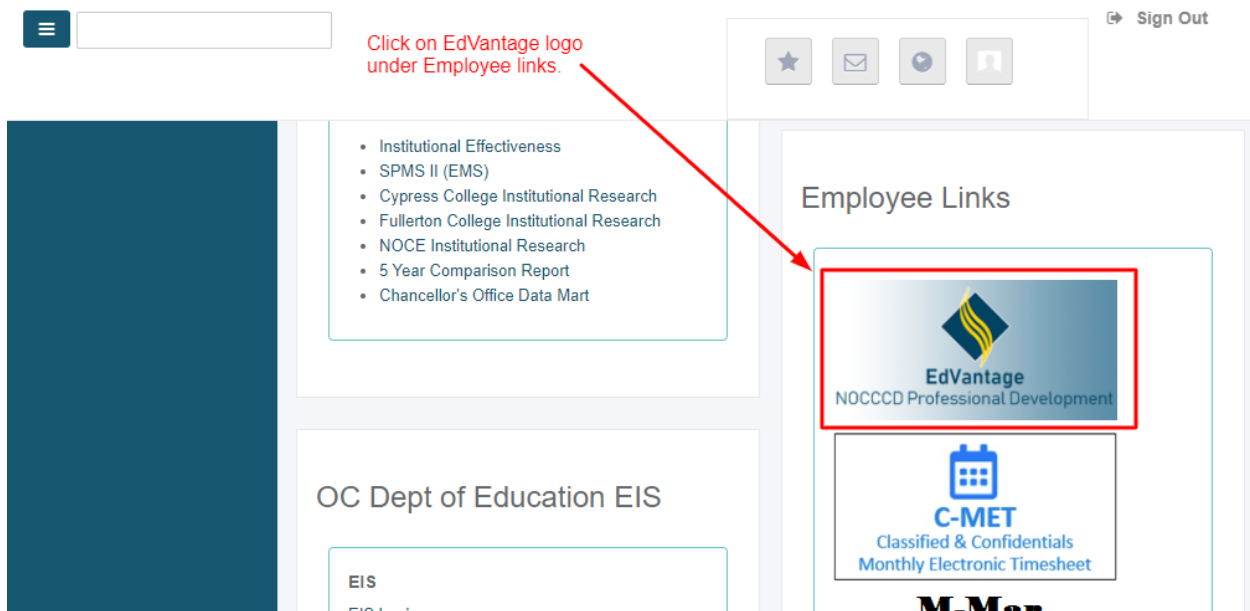
Section 4: Withdrawing from an Event..... **5**

## Logging into EdVantage

To access EdVantage, log into MyGateway and access the **Employee** tab.



Once in the **Employee** tab, scroll down under **Employee Links** and click on the logo for **EdVantage**.



If you are logged into MyGateway, you will be transferred to the EdVantage **Welcome Page** via the Single Sign On. **If you do not land on the EdVantage Welcome Page, please email District Professional Development at [profdev@nocccd.edu](mailto:profdev@nocccd.edu).**

## Accessing the EdVantage Workshop Calendar

Once you land on the **Welcome Page**, click on the **Calendar** icon. Alternatively, you can hover over the **Learning** tab and click on **Workshop Calendar** to access the calendar.

Click on the Calendar icon to access the Workshop Calendar.

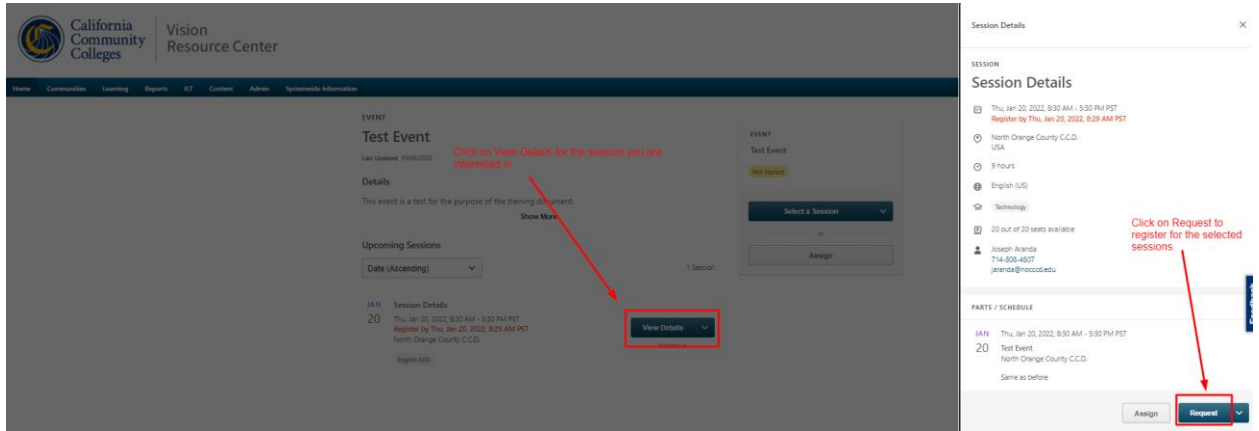
Once you have the **Workshop Calendar** open, locate your event and click on the session title. Viewing the Workshop Calendar will not only show District events, but also **Vision Resource Center & State Chancellors Office** events. If you cannot locate your event, use the Global Search Bar in the top right.

Locate your event and click on the name

SUNDAY	MONDAY	TUESDAY	WEDNESDAY	THURSDAY	FRIDAY	SATURDAY	
26	27	28	29	30	31	1	
2	3 This is a Test Event 1:00 PM PST - Vision Resource Center	4 Vision Resource Center Admin Office Hours 1:00 PM PST - Vision Resource Center	5	6	7 Vision Resource Center Admin Office Hours 1:00 PM PST - Vision Resource Center Vision Resource Center Admin Working Session: Setting Up PPT&L Events 1:00 PM PST - Vision Resource Center	8	
9	10 CCC Information Security & Accessibility Workshops 9:00 AM PST - Systemwide Events Vision Resource Center Admin Office Hours 1:00 PM PST - Vision Resource Center	11 CCC Information Security & Accessibility Workshops 9:00 AM PST - Systemwide Events SCIN Event   Winter 2022 multi-part Design Lab/Info, is it Me You're Looking For? - #Portfolio as tools for engagement, retention, completion, & assessment's 10:30 AM PST - Systemwide Events SCIN Winter 2022 Design Labs - Developing a Vision for Classified Equity 11:30 AM PST - Systemwide Events SCIN Winter 2022 Design Labs - Peer Educator Power: Cultivating collaboration and connections for deeper learning 1:00 PM PST - Systemwide Events Vision Resource Center Admin Office Hours 1:00 PM PST - Vision Resource Center	12 SCIN Winter 2022 Design Lab - Creating & Sustaining Communities of Practice 1:00 PM PST - Systemwide Events	13 SCIN Event   Winter 2022 multi-part Design Lab/Info, is it Me You're Looking For? - #Portfolio as tools for engagement, retention, completion, & assessment's 10:30 AM PST - Systemwide Events SCIN Winter 2022 Design Labs - Peer Educator Power: Cultivating collaboration and connections for deeper learning 1:00 PM PST - Systemwide Events	14 SCIN Winter 2022 Design Lab - Creating & Sustaining Communities of Practice 1:00 PM PST - Systemwide Events Vision Resource Center Admin Office Hours 1:00 PM PST - Vision Resource Center	15	16
16	17 Vision Resource Center Admin Office Hours 1:00 PM PST - Vision Resource Center	18 SCIN Event   Winter 2022 multi-part Design Lab/Info, is it Me You're Looking For? - #Portfolio as tools for engagement, retention, completion, & assessment's 10:30 AM PST - Systemwide Events SCIN Winter 2022 Design Labs - Developing a Vision for Classified Equity 11:30 AM PST - Systemwide Events SCIN Winter 2022 Design Labs - Peer Educator Power: Cultivating collaboration and connections for deeper learning 1:00 PM PST - Systemwide Events Vision Resource Center Admin Office Hours 1:00 PM PST - Vision Resource Center	19 SCIN Winter 2022 Design Lab - Creating & Sustaining Communities of Practice 1:00 PM PST - Systemwide Events CVC-CEI   Webinar: Collaborative Design Work in Online English Courses: A Strategy for Consistent Support 2:00 PM PST - Systemwide Events	20 Test Event 1:00 PM PST - Vision Resource Center SCIN Event   Winter 2022 multi-part Design Lab/Info, is it Me You're Looking For? - #Portfolio as tools for engagement, retention, completion, & assessment's 10:30 AM PST - Systemwide Events SCIN Winter 2022 Design Labs - Peer Educator Power: Cultivating collaboration and connections for deeper learning 1:00 PM PST - Systemwide Events	21 Vision Resource Center Admin Office Hours 1:00 PM PST - Vision Resource Center	22	
23	24 Vision Resource Center Admin Office Hours 1:00 PM PST - Vision Resource Center	25 CCC   Pathways to Equity Learning Series 10:00 AM PST - Systemwide Events CVC-CEI   Webinar: Upgrading for Learning and	26	27	28	29	

## Registering for Events

Once you have the event details page up, you can view all information provided for the event as well as register for it. To register, select the **View Details** button by the associated session, and then click **Request** on the menu that slides out. You will now be registered for the event.



## Withdrawing from an Event

In the event that you need to cancel your registration and withdraw from an event, you can do so by visiting the **Event Details** page for the event in question. First make your way to the event you registered for, either by locating it on the **Workshop Calendar** or from the **My Transcript** page. Once you have located the event, simply hit the dropdown arrow and select **Withdraw**. The screens below will show both pages that will allow you to withdraw from your registered event.

### From the Event Details page:

The screenshot shows the 'Event Details' page for 'Test Event'. The page includes a 'Details' section with a 'Show More' link and an 'Upcoming Sessions' section with a date filter set to 'Date (Ascending)'. A single session is listed for 'JAN 20' on 'Thu, Jan 20, 2022, 8:30 AM - 5:30 PM PST'. A dropdown arrow on the 'View Details' button is highlighted with a red box and an arrow pointing to it, with the text 'First click the arrow'. The dropdown menu is open, and the 'Withdraw' option is highlighted with a red box and an arrow pointing to it, with the text 'Then click 'Withdraw''.

### From the My Transcript page:

The screenshot shows the 'My Transcript' page for 'Joseph Aranda'. The page displays a list of training items, including 'Test Event (Starts 1/20/2022 8:30 AM)' and 'EEO/Diversity Hiring Committee Training'. A dropdown arrow on the 'View Training D...' button for the 'Test Event' is highlighted with a red box and an arrow pointing to it, with the text 'First click the arrow'. The dropdown menu is open, and the 'Withdraw' option is highlighted with a red box and an arrow pointing to it, with the text 'Then hit 'Withdraw''.