



**NOCE**  
NORTH ORANGE  
CONTINUING EDUCATION

# DATA AND DONUTS

Date: March 7, 2022



**NOCE**  
NORTH ORANGE  
CONTINUING EDUCATION



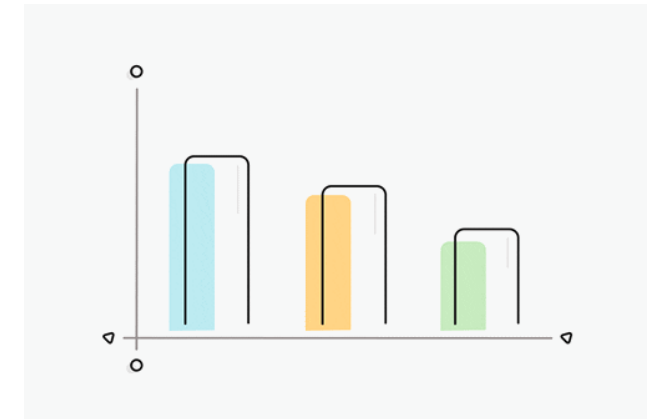
**Accredited by the**  
Accrediting Commission for Schools,  
Western Association of Schools and Colleges  
533 Airport Blvd, Suite 200  
Burlingame, CA 94010  
Website: [www.acswasc.org](http://www.acswasc.org)

*The North Orange County Community College District's (NOCCCD) North Orange Continuing Education (NOCE) Administrative Offices are located at 1830 W. Romneya Drive in Anaheim, California 92801. For more information, call 714.808.4645 or visit [www.noce.edu](http://www.noce.edu). It is the policy of NOCCCD to provide an educational, employment, and business environment in which no person shall be unlawfully subjected to discrimination or sexual harassment, nor unlawfully denied full and equal access to the benefits of District programs or activities on the basis of ethnic group identification, national origin, religion, age, gender, race, color, ancestry, sexual orientation, marital status or physical or mental disability as defined and prohibited by state and federal statutes. The District is also committed to maintaining campuses that are free of harassment, drugs and alcohol. To read the entire NOCCCD nondiscrimination statement, see the policy in the General Information section in the back of the NOCE class schedule.*




# Agenda

- NOCCCD Community Data
- CAEP Metrics
- Adult Education Pipeline LaunchBoard



# Learning Objectives

- Familiarize the audience with district service area community data
  - What are the needs of adult learners in our service area?
  - What are the needs of different populations in the service area?
- Review CAEP Metrics and dig deeper into what each means
- Interact with the Adult Ed LaunchBoard Data
- Identify some rabbit holes to go down



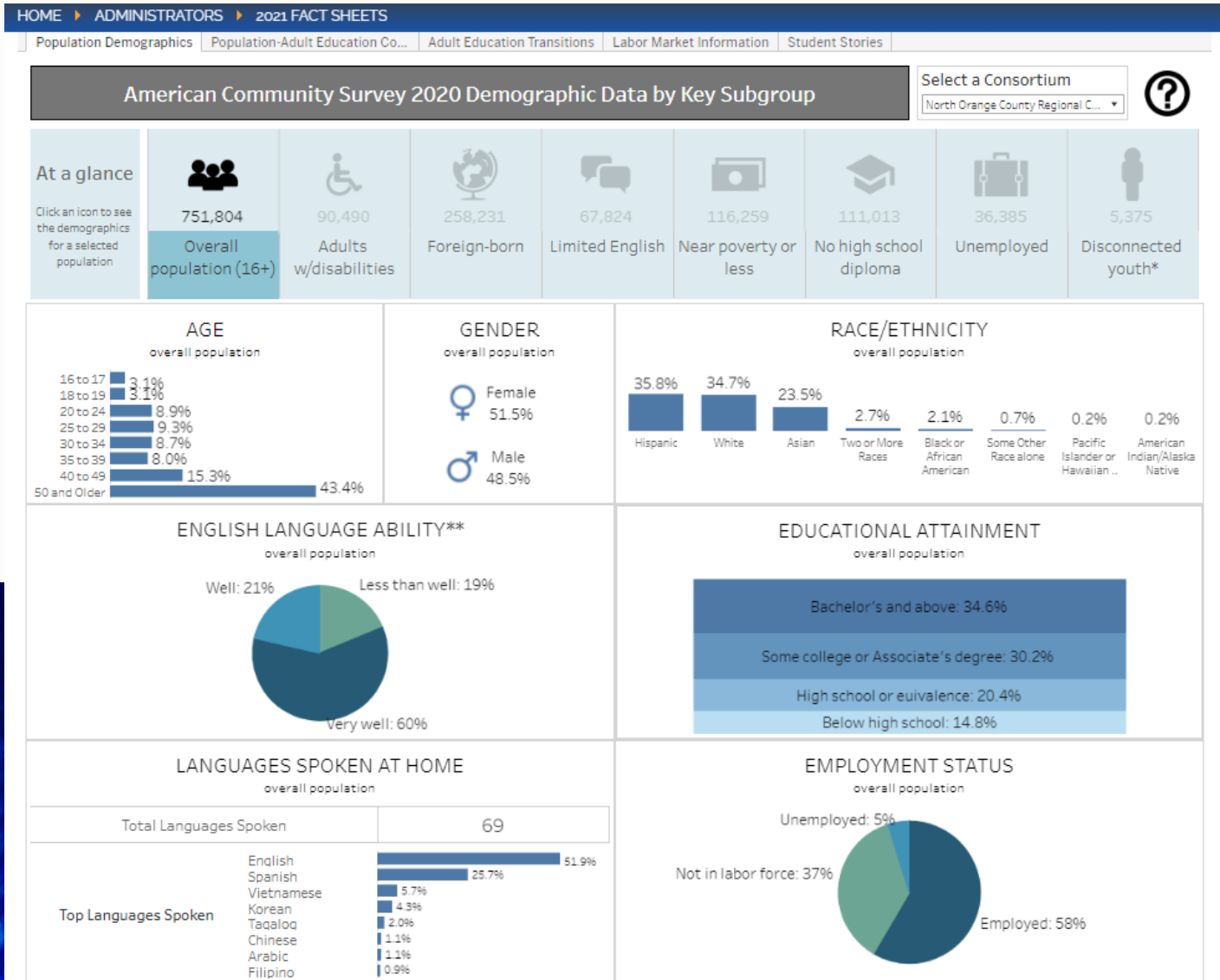
**slido**



**What type of community data do you currently use to inform the needs of students?**

**i** Start presenting to display the poll results on this slide.

# NOCCCD Community Data



\*Disconnected youth include 16-24 year olds who are not attending school and are unemployed.  
\*\*Only among those who responded "Yes" to "Does this person speak a language other than English at home?"  
Data Source: U.S. Census Bureau



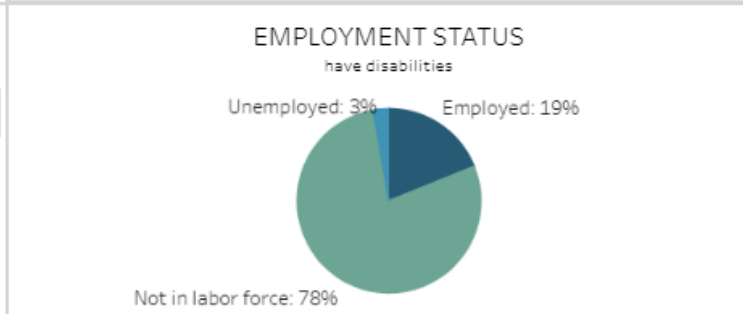
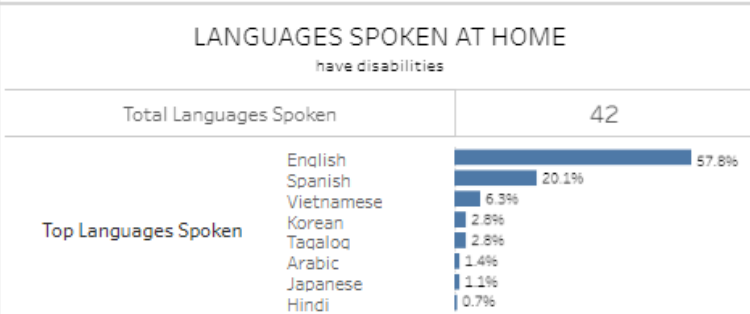
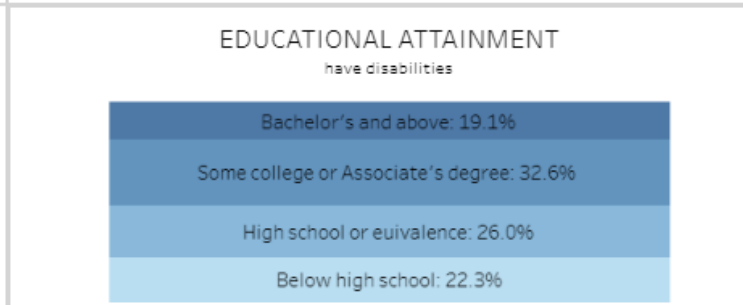
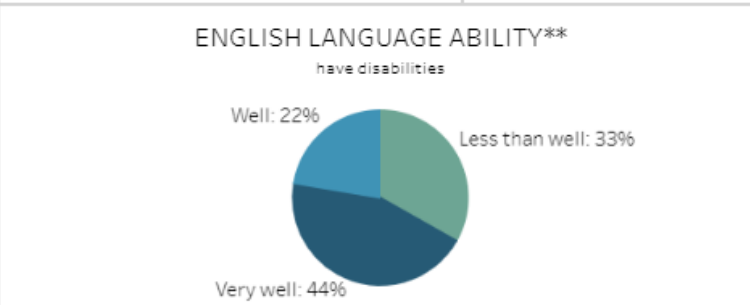
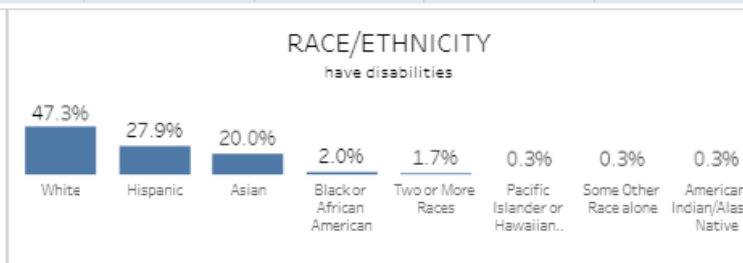
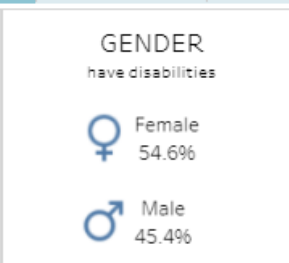
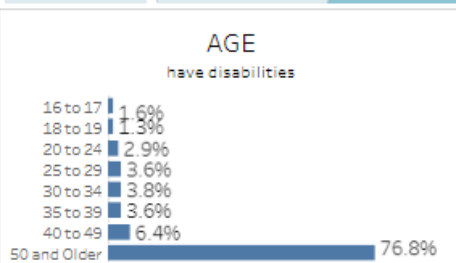
## American Community Survey 2020 Demographic Data by Key Subgroup

Select a Consortium

North Orange County Regional C...



<b>At a glance</b> Click an icon to see the demographics for a selected population								
	751,804 Overall population (16+)	90,490 Adults w/disabilities	258,231 Foreign-born	67,824 Limited English	116,259 Near poverty or less	111,013 No high school diploma	36,385 Unemployed	5,375 Disconnected youth*



\*Disconnected youth include 16-24 year olds who are not attending school and are unemployed.

\*\*Only among those who responded "Yes" to "Does this person speak a language other than English at home?"

Data Source: U.S. Census Bureau

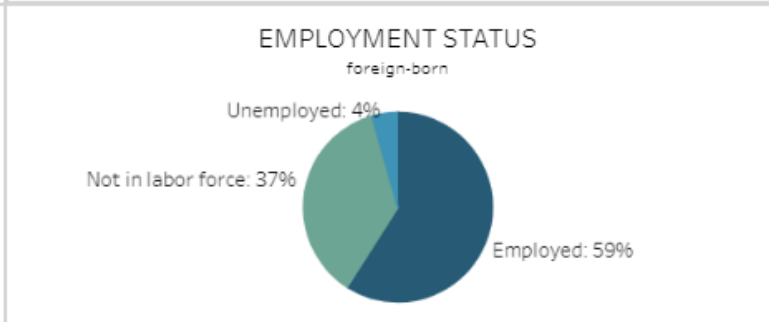


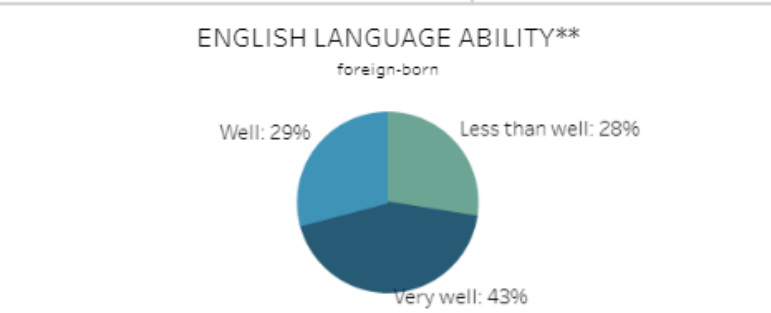
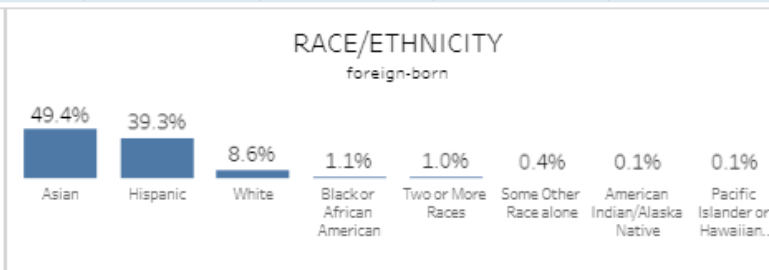
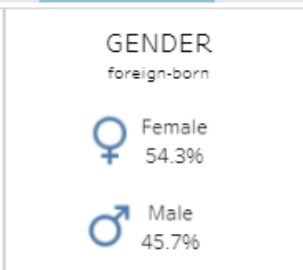
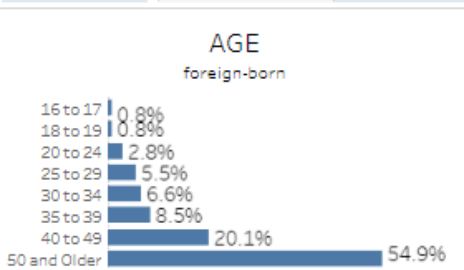
## American Community Survey 2020 Demographic Data by Key Subgroup

Select a Consortium

North Orange County Regional C...



<b>At a glance</b> Click an icon to see the demographics for a selected population								
	751,804 Overall population (16+)	90,490 Adults w/disabilities	258,231 Foreign-born	67,824 Limited English	116,259 Near poverty or less	111,013 No high school diploma	36,385 Unemployed	5,375 Disconnected youth*



\*Disconnected youth include 16-24 year olds who are not attending school and are unemployed.  
 \*\*Only among those who responded "Yes" to "Does this person speak a language other than English at home?"  
 Data Source: U.S. Census Bureau

## American Community Survey 2020 Demographic Data by Key Subgroup

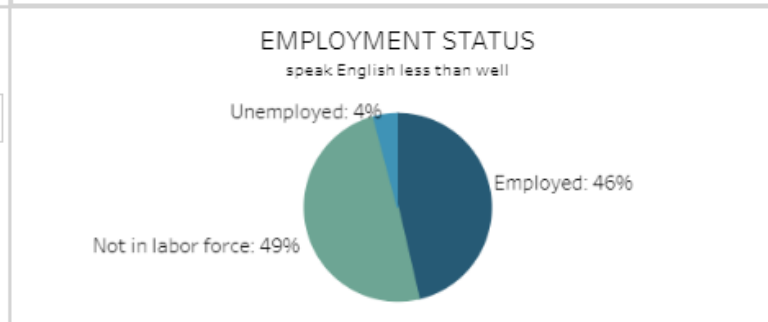
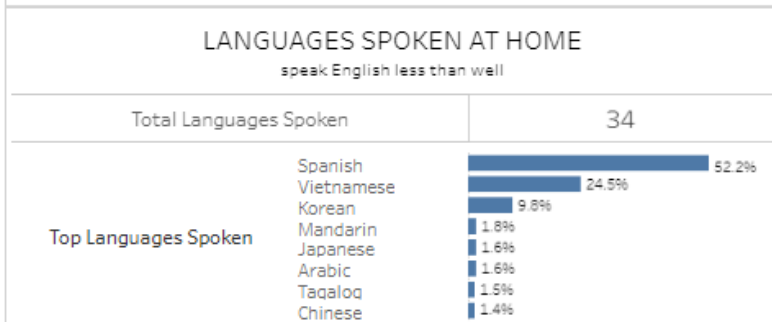

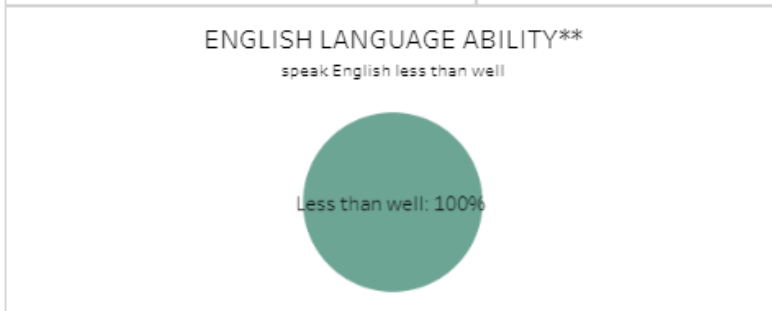
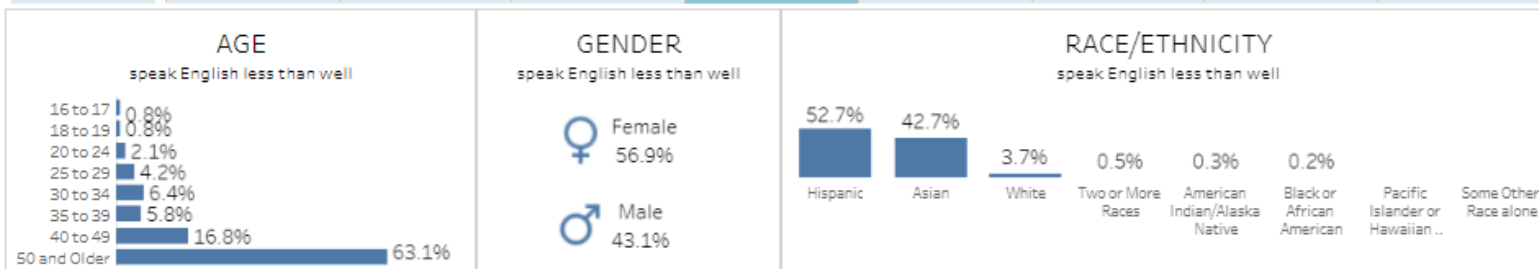
Select a Consortium

North Orange County Regional C...



**At a glance**  
Click an icon to see the demographics for a selected population

751,804 Overall population (16+)	90,490 Adults w/disabilities	258,231 Foreign-born	67,824 Limited English	116,259 Near poverty or less	111,013 No high school diploma	36,385 Unemployed	5,375 Disconnected youth*
-------------------------------------	---------------------------------	-------------------------	---------------------------	---------------------------------	-----------------------------------	----------------------	------------------------------



\*Disconnected youth include 16-24 year olds who are not attending school and are unemployed.  
\*\*Only among those who responded "Yes" to "Does this person speak a language other than English at home?"  
Data Source: U.S. Census Bureau



## American Community Survey 2020 Demographic Data by Key Subgroup

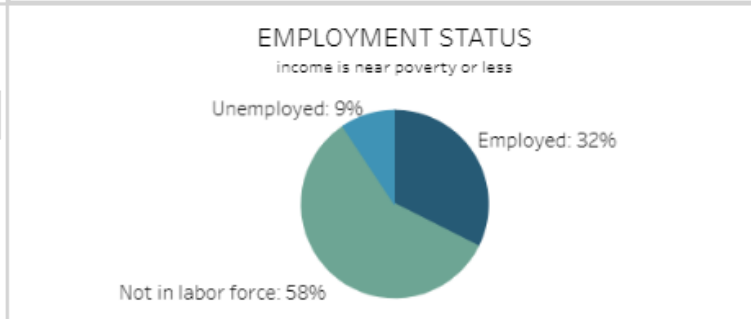
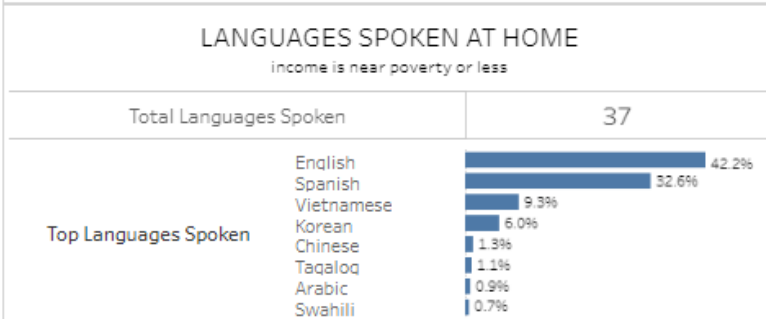

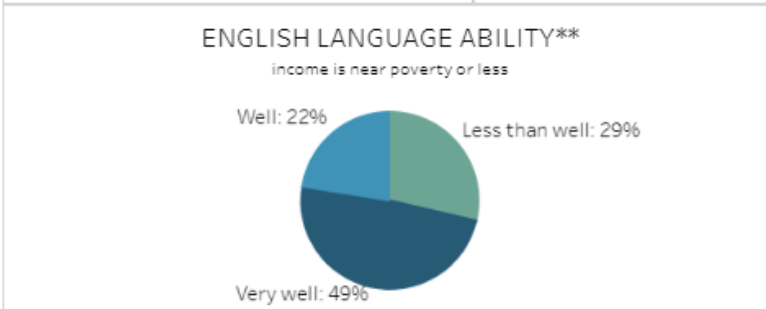
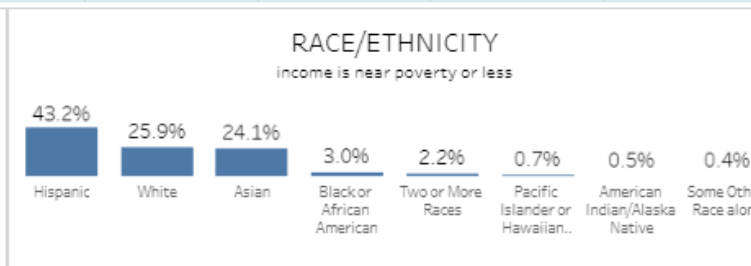
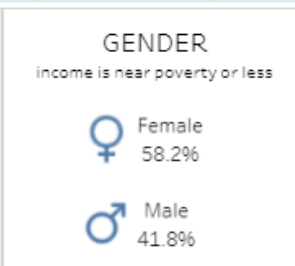
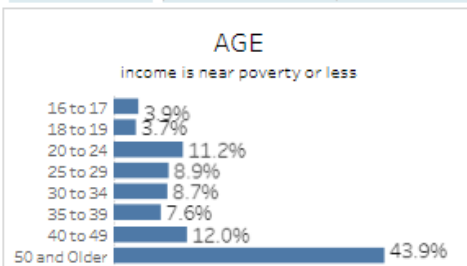
Select a Consortium

North Orange County Regional C...



**At a glance**  
Click an icon to see the demographics for a selected population

751,804 Overall population (16+)	90,490 Adults w/disabilities	258,231 Foreign-born	67,824 Limited English	116,259 Near poverty or less	111,013 No high school diploma	36,385 Unemployed	5,375 Disconnected youth*
-------------------------------------	---------------------------------	-------------------------	---------------------------	---------------------------------	-----------------------------------	----------------------	------------------------------



\*Disconnected youth include 16-24 year olds who are not attending school and are unemployed.  
\*\*Only among those who responded "Yes" to "Does this person speak a language other than English at home?"  
Data Source: U.S. Census Bureau

## American Community Survey 2020 Demographic Data by Key Subgroup

Select a Consortium

North Orange County Regional C...



<b>At a glance</b> Click an icon to see the demographics for a selected population	751,804 Overall population (16+)	90,490 Adults w/disabilities	258,231 Foreign-born	67,824 Limited English	116,259 Near poverty or less	111,013 No high school diploma	36,385 Unemployed	5,375 Disconnected youth*
---	-------------------------------------	---------------------------------	-------------------------	---------------------------	---------------------------------	-----------------------------------	----------------------	------------------------------

<b>AGE</b> educational level less than high school 	<b>GENDER</b> educational level less than high school 	<b>RACE/ETHNICITY</b> educational level less than high school 
---	--	--

<b>ENGLISH LANGUAGE ABILITY**</b> educational level less than high school 	<b>EDUCATIONAL ATTAINMENT</b> educational level less than high school 
--	--

<b>LANGUAGES SPOKEN AT HOME</b> educational level less than high school <table border="1"> <tr> <td>Total Languages Spoken</td> <td>38</td> </tr> </table>	Total Languages Spoken	38	<b>EMPLOYMENT STATUS</b> educational level less than high school 
Total Languages Spoken	38		

\*Disconnected youth include 16-24 year olds who are not attending school and are unemployed.  
 \*\*Only among those who responded "Yes" to "Does this person speak a language other than English at home?"  
 Data Source: U.S. Census Bureau

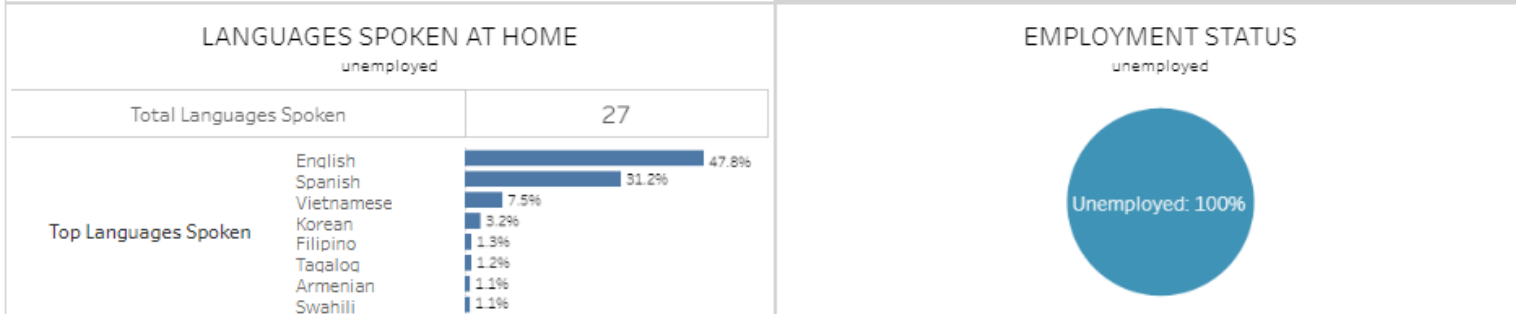

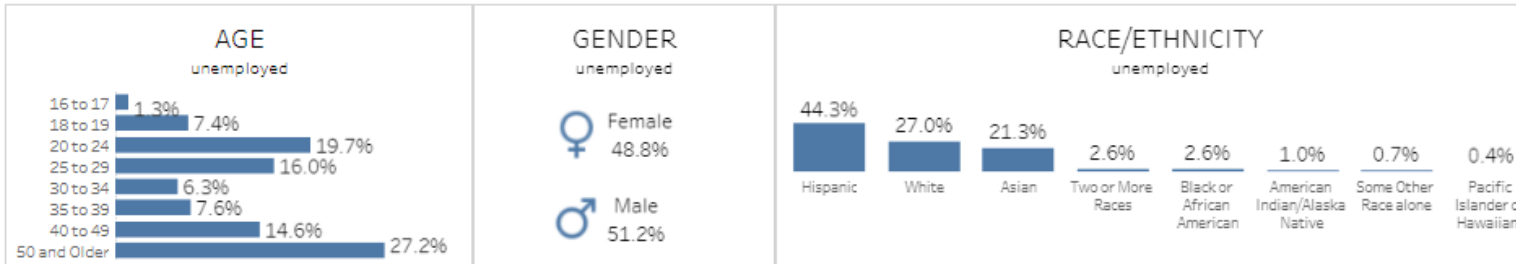
## American Community Survey 2020 Demographic Data by Key Subgroup

Select a Consortium

North Orange County Regional C...



<b>At a glance</b> Click an icon to see the demographics for a selected population								
	751,804 Overall population (16+)	90,490 Adults w/disabilities	258,231 Foreign-born	67,824 Limited English	116,259 Near poverty or less	111,013 No high school diploma	<b>36,385 Unemployed</b>	5,375 Disconnected youth*



\*Disconnected youth include 16-24 year olds who are not attending school and are unemployed.  
 \*\*Only among those who responded "Yes" to "Does this person speak a language other than English at home?"  
 Data Source: U.S. Census Bureau

## American Community Survey 2020 Demographic Data by Key Subgroup

Select a Consortium

North Orange County Regional C...



<b>At a glance</b> Click an icon to see the demographics for a selected population	751,804 Overall population (16+)	90,490 Adults w/disabilities	258,231 Foreign-born	67,824 Limited English	116,259 Near poverty or less	111,013 No high school diploma	36,385 Unemployed	5,375 Disconnected youth*
---	-------------------------------------	---------------------------------	-------------------------	---------------------------	---------------------------------	-----------------------------------	----------------------	------------------------------

<b>AGE</b> 16-24 and not attending school and unemployed 	<b>GENDER</b> 16-24 and not attending school and unemployed 	<b>RACE/ETHNICITY</b> 16-24 and not attending school and unemployed 
---	--	--

<b>ENGLISH LANGUAGE ABILITY**</b> 16-24 and not attending school and unemployed 	<b>EDUCATIONAL ATTAINMENT</b> 16-24 and not attending school and unemployed 
--	--

<b>LANGUAGES SPOKEN AT HOME</b> 16-24 and not attending school and unemployed Total Languages Spoken: 7 	<b>EMPLOYMENT STATUS</b> 16-24 and not attending school and unemployed 
---	---



\*Disconnected youth include 16-24 year olds who are not attending school and are unemployed.

\*\*Only among those who responded "Yes" to "Does this person speak a language other than English at home?"

Data Source: U.S. Census Bureau

# How can you use this community data?

- What stands out to you?
- Do you see any differences based on the selected population?
- Where do you see some opportunity for NOCE/NOCRC programs?
- Who is not being served by adult education and should be served?



# slido



**What type of labor market data do you currently use to inform programmatic decisions and offerings?**

**i** Start presenting to display the poll results on this slide.

# CAEP Three Years Plan NOCRC Planning Guide



# CAEP Three-Year Plan Mandatory Metrics

The **two mandatory** metrics at the **consortium level** include:

- (1) the number of adults served
- (2) select one barrier out of the four:
  - a. English Language Learners
  - b. Low Literacy
  - c. Low Income
  - d. Long Term Unemployed

The **two mandatory** metrics at the **member level** include:

- (1) the number of adults who become participants
- (2) the percent of available funds spent (i.e., the anticipated percentage of funds expended per budgetary year factoring in carryover from prior years)



# CAEP Three-Year Plan Optional Metrics

## **PROGRESS**

- ABE Participants That Have an Education Functioning Levels (EFL) Gain
- ASE Participants That Have an Education Functioning Levels (EFL) Gain
- ESL Participants That Have an Education Functioning Levels (EFL) Gain
- Participants Who Complete an EL Civics COAAP or Course (Immigrant Integration Milestone)

## **SUCCESS**

- All Participants Who Earn Their High School Diploma (HSD) or Equivalency (HSE)
- All Participants Who Earn a Postsecondary Credential

## **TRANSITION**

- ESL, ABE, or ASE Participants That Transition to Postsecondary (Credit)
- ESL, ABE, or ASE Participants That Transition to CTE

## **EMPLOYMENT and EARNINGS**

- Participants Who Become Employed in the 2nd Quarter After Exit
- Median Change in Earnings

# Adult Education Pipeline LaunchBoard

**LaunchBoard Menu**

## Adult Education Pipeline: Overview

Interested in how the data is calculated?  
See the Metric Definition Dictionary

Statewide Region Consortium ICC District  
Statewide All Academic Year  
2019-2020 [VIEW](#) [Export Data to CSV](#)

DETAILED DATA COMPARISON

**790,189**  
Total Adults Served

**AEP Score Card**  
Consortium, member, and regional performance on the Measuring Our Success metrics.  
[View AEP Score Card](#)

**Students and Programs**  
Explore program enrollment, student demographics, and barriers to employment.  
[View Students and Programs](#)

**Progress**  
Learn about skills gains in adult basic education, ESL, workforce preparation, and CTE programs.  
[View Progress](#)

Select an Earlier Year

**Transition**  
Learn about student transition into postsecondary education and college credit pathways.  
[View Transition](#)

**Success**  
Information on completion of diplomas, certificates, and college credit awards.  
[View Success](#)

Select an Earlier Year

**Employment and Earnings**  
Access 2<sup>nd</sup> and 4<sup>th</sup> quarter employment, annual earnings, and earning gains data.  
[View Earnings](#)

**Export Consortium Data**  
Download data from the Pipeline interface. Click on this file to access the download page.  
[View Export](#)

If you have any questions or feedback, please email [launchboard@ooccc.edu](mailto:launchboard@ooccc.edu).

[Click Here to View Resources](#)

[Click here to find out more about the data in the Adult Education Pipeline Dashboard](#)



# slido



**What type of data would you LIKE to have access to help inform your programmatic decisions and offerings?**

**i** Start presenting to display the poll results on this slide.

# Discussion

- How does your program contribute to these metrics?
- Which barriers and metrics should we track to best measure the impact of our consortium adult education services?
- What are gaps or unmet needs in the existing adult education services provided by NOCRC?



For any questions, email:  
ddelgadillo@noce.edu,  
huppal@noce.edu,  
Jmakabali@noce.edu,  
[oirp@noce.edu](mailto:oirp@noce.edu)



<https://noce.edu/about/administration/institutional-research/>