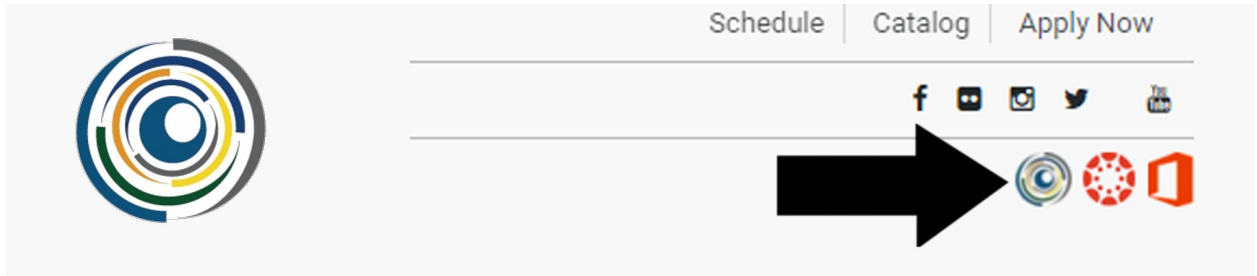


How to view your Student Education Program Plan (SEPP)

1

Login to myGateway on our website or at <https://mg.nocccd.edu/>



2



Click on the Student Tab

3



NEW! DegreeWorks Educational Plan

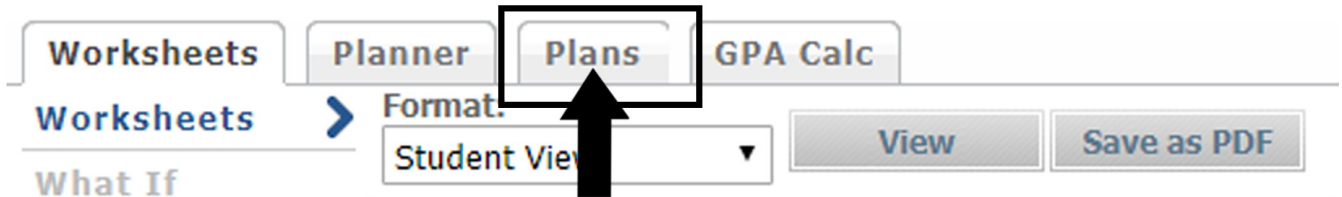
Introduction to Degreeworks

Click on the

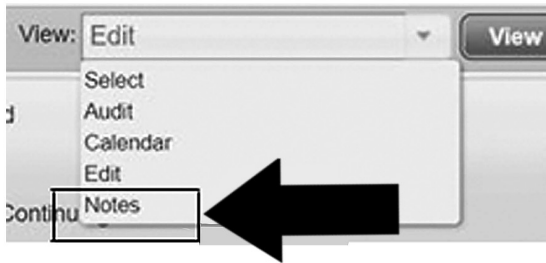
NEW! DegreeWorks Educational Plan

4

Click on the Plans tab to see your most current educational plan



5



On the View: section, click on the drop-down menu and select Notes

6

To print or save as a .pdf, click Print on the bottom right corner.

Make sure that your "pop-up blocker" is not enabled. A new window will pop up. Click on "Print" on the top right corner. If you want a paper copy, click "Print." Or to save a copy change your choice to the "Save" option and choose the file type ".pdf" When you click on the print button, another window will pop up asking you where you would like to save your SEPP.

